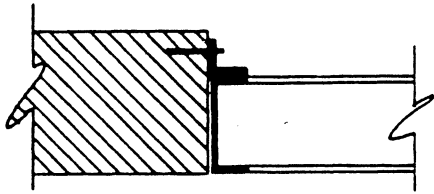
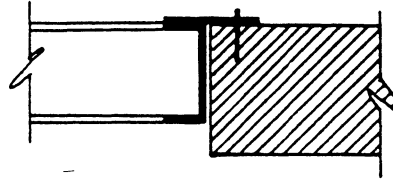


Louver Mountings

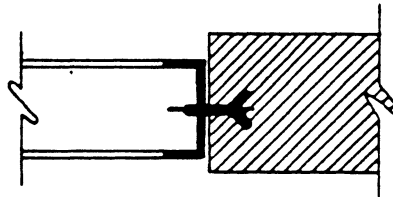
INSTALLATION A

This louver is installed with a flange at the head, sill or jamb. Flange can be provided on the interior or exterior as required.



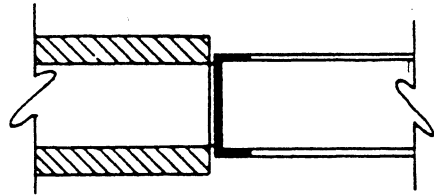
INSTALLATION B

The use of angle for tight installation is illustrated here.



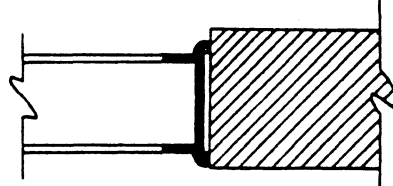
INSTALLATION C

Expansion bolts are used here to meet the masonry.



INSTALLATION D

Anchor straps can be attached at the jambs for extension into the masonry 2" x 8".



INSTALLATION E

This mounting is provided by others. Louver is installed with the use of stops or moldings to hold the unit in place.

