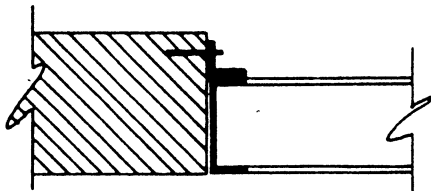
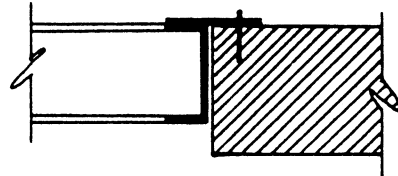
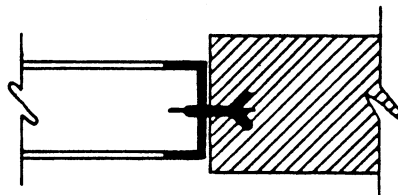


# Louver Mountings

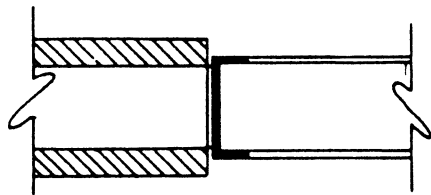
**INSTALLATION A**  
 This louver is installed with a flange at the head, sill or jamb. Flange can be provided on the interior or exterior as required.



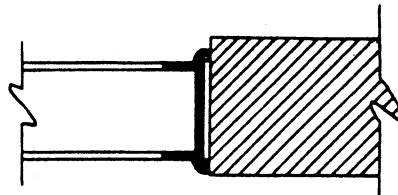
**INSTALLATION B**  
 The use of angle for tight installation is illustrated here.



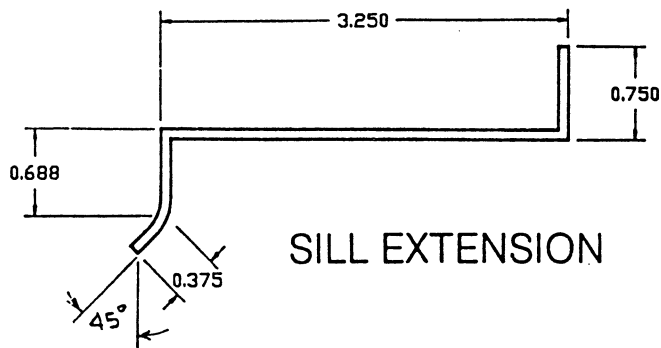
**INSTALLATION C**  
 Expansion bolts are used here to meet the masonry.



**INSTALLATION D**  
 Anchor straps can be attached at the jamba for extension into the masonry 2" x 8".



**INSTALLATION E**  
 This mounting is provided by others. Louver is installed with the use of stops or moldings to hold the unit in place.



**LEADER**

P.O. Box 40913  
 Nashville, TN 37204  
[www.leaderindustries.com](http://www.leaderindustries.com)

A Division of Leader Industries, Inc.