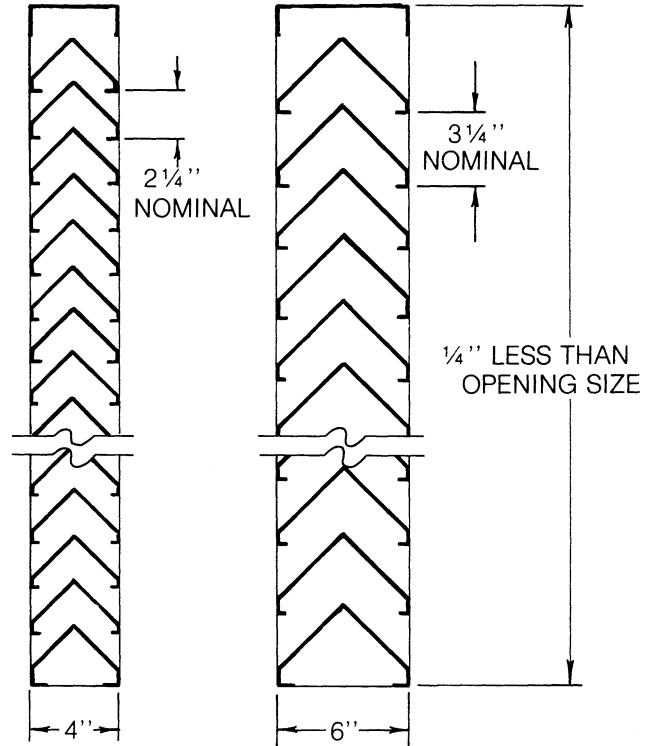
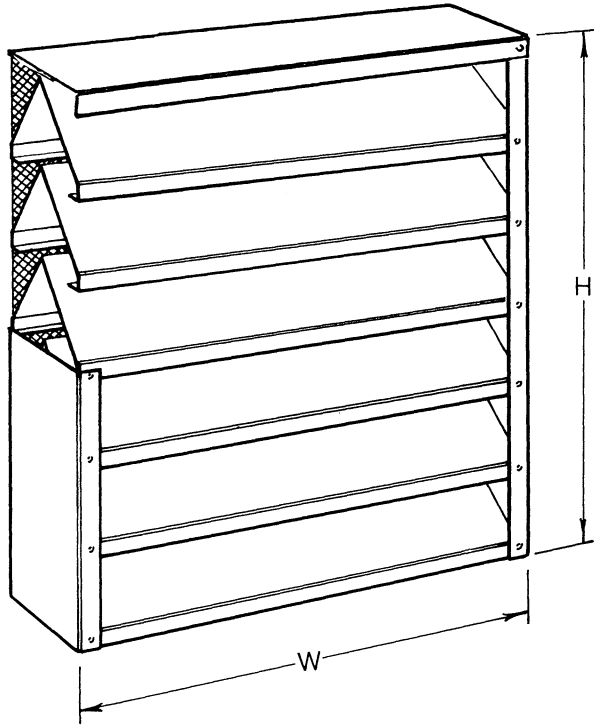


# Model F-490 Formed Metal Louver Model F-690 Formed Metal Louver Stationary Blade



Model F-490

Model F-690

## SPECIFICATIONS:

Frame and Blades: 18 ga. mill finish galvanized steel

Blades: **Model F-490** 4" Chevron

Blades: **Model F-690** 6" Chevron

Screen: 1/2" 19 ga. galvanized birdscreen standard

- Optional: Removable birdscreen
- Removable insect screen
- 1 1/2" flange flame
- Sill Extension

Minimum Size: **Model F-490** 10" high

Minimum Size: **Model F-690** 14" high

Maximum Size: Single Section: 72" wide x 96" high  
Exposed mullion over 72" wide standard

Louvers Fabricated 1/4"  
under listed size unless  
specified "exact" or "actual"

JOB \_\_\_\_\_

LOCATION \_\_\_\_\_ JOB NO. \_\_\_\_\_

ENGINEER \_\_\_\_\_ REPRESENTATIVE \_\_\_\_\_

CONTRACTOR \_\_\_\_\_ DATE \_\_\_\_\_



A Division of Leader Industries, Inc.

P.O. Box 40913  
Nashville, TN 37204  
www.leaderindustries.com

APPROVAL \_\_\_\_\_



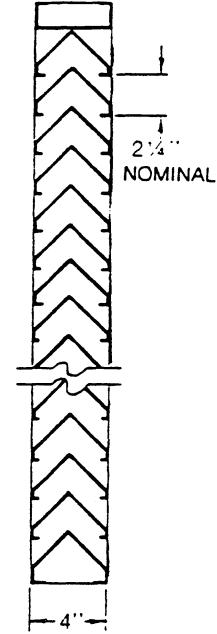
## Model F-490 Formed Metal Louver Stationary Blade

WIDTH

FREE AREA

	12	18	24	30	36	42	48	54	60	66	72
12	.223	.358	.494	.629	.764	.900	1.04	1.17	1.31	1.44	1.58
18	.390	.627	.864	1.10	1.34	1.57	1.81	2.05	2.29	2.52	2.76
24	.501	.806	1.11	1.42	1.72	2.02	2.33	2.63	2.94	3.24	3.55
30	.669	1.07	1.48	1.89	2.29	2.70	3.11	3.51	3.92	4.32	4.73
36	.836	1.34	1.85	2.36	2.87	3.38	3.88	4.39	4.90	5.41	5.91
42	.947	1.52	2.10	2.67	3.25	3.82	4.40	4.98	5.55	6.13	6.70
48	1.11	1.79	2.47	3.14	3.82	4.50	5.18	5.85	6.53	7.21	7.89
54	1.28	2.06	2.84	3.62	4.40	5.18	5.95	6.74	7.51	8.29	9.07
60	1.39	2.24	3.09	3.93	4.78	5.62	6.47	7.32	8.16	9.01	9.86
66	1.56	2.51	3.46	4.40	5.35	6.30	7.25	8.20	9.14	10.09	11.04
72	1.73	2.78	3.83	4.88	5.93	6.98	8.02	9.07	10.12	11.18	12.22
78	1.84	2.96	4.07	5.19	6.31	7.42	8.54	9.66	10.78	11.90	13.01
84	2.01	3.22	4.44	5.66	6.88	8.10	9.32	10.54	11.76	12.97	14.19
90	2.173	3.49	4.81	6.13	7.45	8.77	10.09	11.41	12.74	14.06	15.38
96	2.28	3.67	5.06	6.45	7.84	9.22	10.61	12.00	13.39	14.78	16.16

HEIGHT

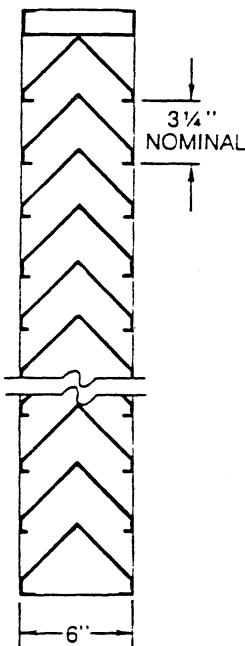


Stationary Blade

## Model F-690 Formed Metal Louver Stationary Blade

WIDTH

FREE AREA



Stationary Blade

HEIGHT

	12	18	24	30	36	42	48	54	60	66	72
12	.266	.427	.589	.750	.912	1.07	1.23	1.40	1.56	1.72	1.88
18	.446	.717	.987	1.26	1.53	1.80	2.07	2.34	2.61	2.88	3.15
24	.617	.992	1.37	1.74	2.12	2.49	2.87	3.24	3.62	3.99	4.37
30	.823	1.32	1.82	2.32	2.82	3.32	3.82	4.32	4.82	5.32	5.82
36	1.13	1.82	2.51	3.19	3.88	4.57	5.26	5.94	6.63	7.32	8.01
42	1.23	1.98	2.73	3.48	4.23	4.98	5.73	6.48	7.23	7.98	8.73
48	1.42	2.28	3.14	4.00	4.87	5.73	6.59	7.45	8.31	9.18	10.04
54	1.59	2.56	3.52	4.49	5.46	6.42	7.39	8.35	9.32	10.29	11.25
60	1.75	2.81	3.87	4.94	6.00	7.06	8.12	9.19	10.25	11.31	12.37
66	1.95	3.14	4.33	5.52	6.70	7.89	9.08	10.27	11.45	12.64	13.83
72	2.16	3.47	4.79	6.10	7.41	8.72	10.04	11.35	12.66	13.97	15.29
78	2.37	3.80	5.24	6.68	8.12	9.55	10.99	12.43	13.87	15.31	16.74
84	2.57	4.13	5.70	7.26	8.82	10.38	11.95	13.51	15.07	16.63	18.20
90	2.74	4.41	6.08	7.74	9.41	11.08	12.74	14.41	16.08	17.74	19.41
96	2.91	4.69	6.46	8.23	10.00	11.77	13.54	15.31	17.08	18.85	20.62