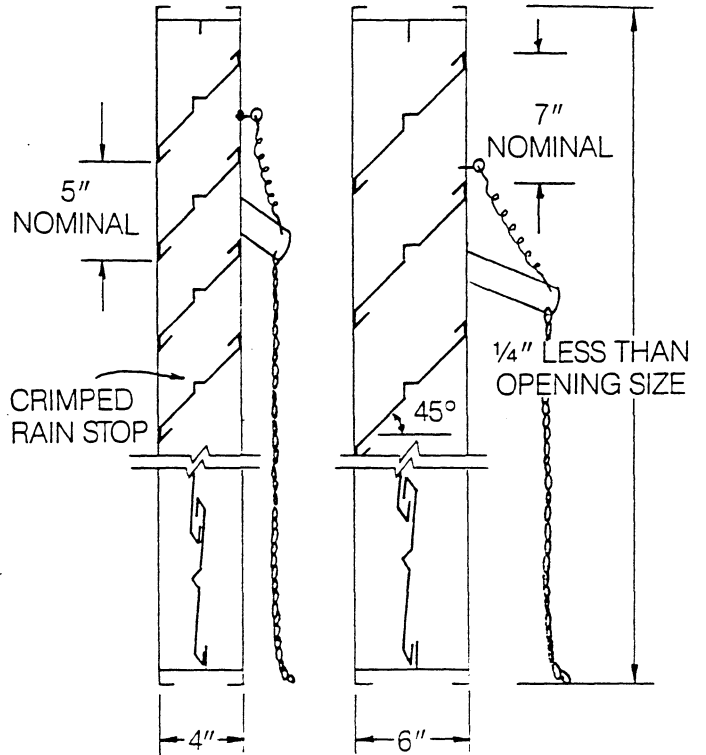



Model F-445-A Adjustable Blade Louver
 Model F-645-A Adjustable Blade Louver
 Formed Metal with Pull Chain Operator



SPECIFICATIONS:

Frame and Blades: 16 ga. Mill Finish Galv. Steel

Blades: 45° Weather Control

Screen: 1/2" 19 ga. Galv. Birdscreen Standard

Optional: Removable Birdscreen

Removable Insect Screen

Flange Frame

Minimum Size: Model **F-445-A** 12" High

Minimum Size: Model **F-645-A** 16" High

Maximum Size: 48"w X 60" H

Exposed Mullion Over 48" Wide Standard

Standard Chain: 10 foot of #1 Size

Additional Charge for Extra Length

MODEL F-445-A

MODEL F-645-A

JOB _____

LOCATION _____ JOB NO. _____

ENGINEER _____ REPRESENTATIVE _____

CONTRACTOR _____ DATE _____



A Division of Leader Industries, Inc.

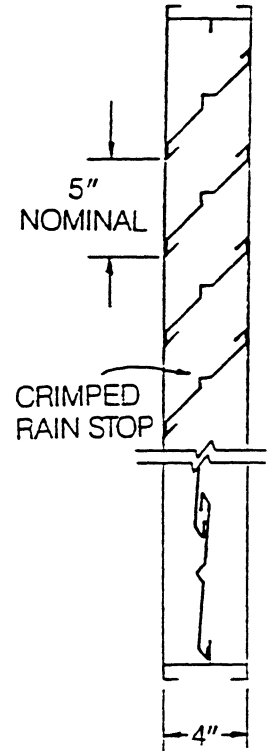
P.O. Box 40913
 Nashville, TN 37204
 www.leaderindustries.com

APPROVAL _____

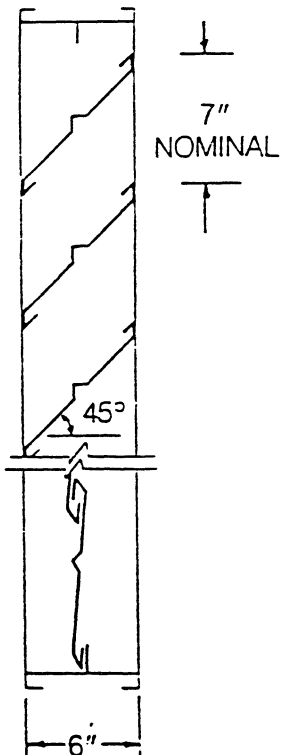


Model F-445-A Adjustable Blade Louver Formed Metal

		WIDTH						
FREE AREA		12	18	24	30	36	42	48
HEIGHT	12	.342	.540	.738	.936	1.13	1.33	1.53
	18	.581	.917	1.25	1.59	1.92	2.26	2.60
	24	.810	1.28	1.75	2.22	2.69	3.15	3.62
	30	1.00	1.58	2.16	2.73	3.31	3.89	4.47
	36	1.19	1.88	2.56	3.25	3.94	4.63	5.31
	42	1.48	2.33	3.19	4.04	4.90	5.75	6.60
	48	1.72	2.71	3.70	4.69	5.69	6.68	7.69
	54	1.95	3.07	4.20	5.32	6.45	7.57	8.70
	60	2.13	3.37	4.60	5.84	7.07	8.31	9.54



Model F-645-A Adjustable Blade Louver Formed Metal



		WIDTH						
FREE AREA		12	18	24	30	36	42	48
HEIGHT	18	.438	.695	.951	1.21	1.46	1.72	1.98
	24	.704	1.12	1.53	1.94	2.35	2.76	3.18
	30	.971	1.54	2.11	2.68	3.24	3.81	4.38
	36	1.23	1.95	2.68	3.40	4.12	4.84	5.57
	42	1.44	2.28	3.12	3.96	4.81	5.65	6.49
	48	1.71	2.72	3.72	4.72	5.73	6.73	7.73
	54	1.93	3.06	4.18	5.31	6.44	7.57	8.70
	60	2.15	3.40	4.66	5.92	7.17	8.43	9.69