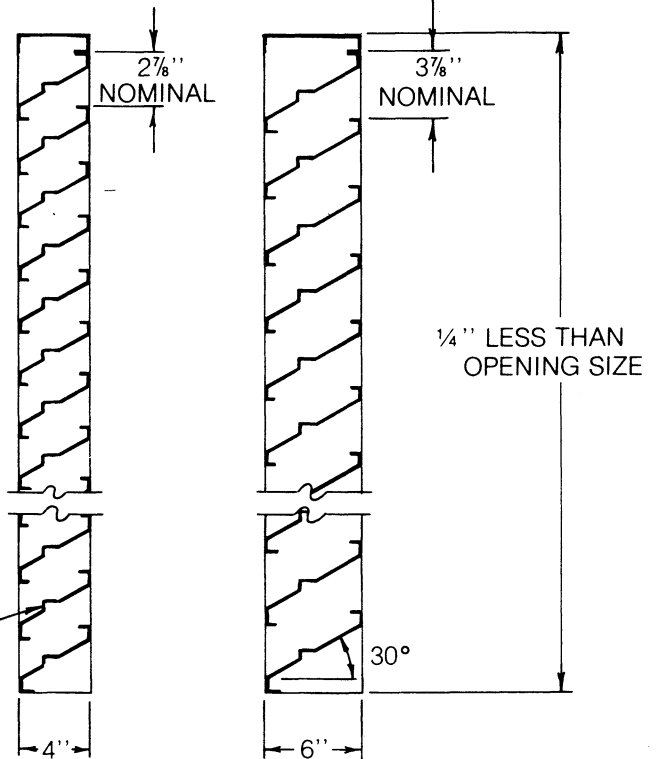
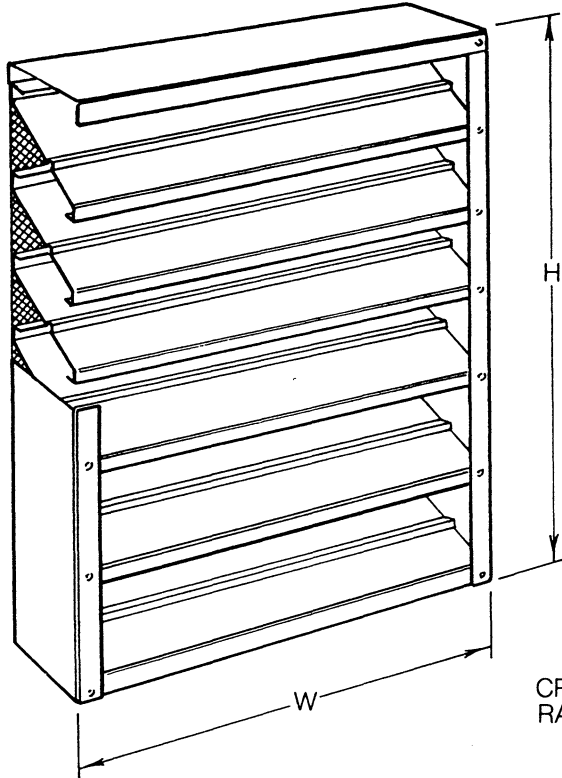


# Model F-430-W Formed Metal Louver Model F-630-W Formed Metal Louver Stationary Blade



## SPECIFICATIONS:

- Frame and Blades: 18ga. Mill finish galvanized steel
- Blades: 30° Weather
- Screen: 1/2" 19 ga. galvanized birdscreen standard
- Optional: Removable birdscreen
- Removable insect screen
- 1 1/2" flange flange
- Sill Extension

Minimum Size: **Model F-430-W** 10" high  
 Minimum Size: **Model F-630-W** 14" high  
 Maximum Size: Single Section: 72" wide x 96" high  
 Exposed mullion over 72" wide standard

Model F-430-W    Model F-630-W

Louvers Fabricated 1/4" under listed size unless specified "exact" or "actual"

JOB \_\_\_\_\_

LOCATION \_\_\_\_\_ JOB NO. \_\_\_\_\_

ENGINEER \_\_\_\_\_ REPRESENTATIVE \_\_\_\_\_

CONTRACTOR \_\_\_\_\_ DATE \_\_\_\_\_



A Division of Leader Industries, Inc.

P.O. Box 40913  
 Nashville, TN 37204  
[www.leaderindustries.com](http://www.leaderindustries.com)

APPROVAL



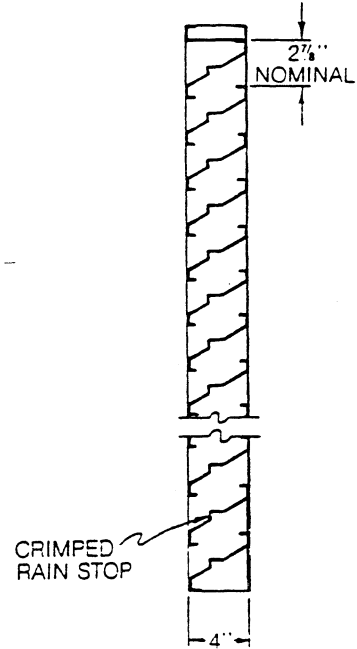
## Model F-430-W Formed Metal Louver Stationary Blade

WIDTH

FREE AREA

HEIGHT

	12	18	24	30	36	42	48	54	60	66	72
12	.352	.563	.773	.984	1.20	1.41	1.62	1.83	2.04	2.25	2.46
18	.586	.938	1.29	1.64	1.99	2.34	2.70	3.05	3.40	3.75	4.10
24	.820	1.31	1.80	2.30	2.79	3.28	3.77	4.27	4.76	5.25	5.74
30	1.05	1.69	2.32	2.95	3.59	4.22	4.85	5.48	6.12	6.75	7.38
36	1.29	2.06	2.84	3.61	4.38	5.16	5.93	6.70	7.48	8.25	9.02
42	1.52	2.44	3.35	4.27	5.18	6.09	7.01	7.92	8.84	9.75	10.67
48	1.79	2.86	3.93	5.01	6.08	7.15	8.23	9.30	10.37	11.44	12.52
54	2.04	3.27	4.50	5.72	6.95	8.18	9.40	10.63	11.86	13.08	14.31
60	2.29	3.67	5.04	6.42	7.79	9.17	10.54	11.92	13.29	14.67	16.04
66	2.55	4.08	5.61	7.13	8.66	10.19	11.72	13.25	14.78	16.31	17.84
72	2.80	4.47	6.15	7.83	9.50	11.18	12.86	14.53	16.21	17.89	19.57
78	3.05	4.88	6.71	8.54	10.37	12.21	14.04	15.87	17.70	19.53	21.36
84	3.23	5.17	7.10	9.04	10.98	12.92	14.85	16.79	18.73	20.67	22.60
90	3.52	5.63	7.74	9.84	11.95	14.06	16.17	18.28	20.39	22.50	24.61
96	3.75	6.00	8.25	10.50	12.75	15.00	17.25	19.50	21.75	24.00	26.25



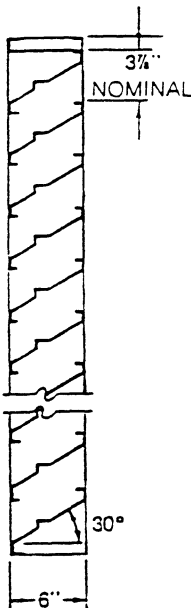
Stationary Blade

## Model F-630-W Formed Metal Louver Stationary Blade

WIDTH

FREE AREA

HEIGHT



Stationary Blade

	12	18	24	30	36	42	48	54	60	66	72
12	.374	.598	.822	1.05	1.27	1.49	1.72	1.94	2.17	2.39	3.62
18	.595	.952	1.31	1.67	2.02	2.38	2.74	3.09	3.45	3.81	4.17
24	.934	1.49	2.05	2.62	3.18	3.74	4.30	4.86	5.42	5.98	6.54
30	1.12	1.79	2.47	3.14	3.81	4.48	5.16	5.83	6.50	7.17	7.85
36	1.49	2.39	3.29	4.18	5.08	5.98	6.87	7.77	8.67	9.56	10.46
42	1.68	2.69	3.70	4.71	5.72	6.73	7.73	8.74	9.75	10.76	11.77
48	2.05	3.29	4.52	5.75	6.99	8.22	9.45	10.69	11.92	13.15	14.38
54	2.24	3.59	4.93	6.28	7.62	8.97	10.31	11.66	13.00	14.35	15.69
60	2.62	4.18	5.75	7.32	8.89	10.46	12.03	13.60	15.17	16.74	18.31
66	2.80	4.48	6.16	7.85	9.53	11.21	12.89	14.57	16.25	17.93	19.61
72	3.18	5.08	6.99	8.89	10.30	12.70	14.61	16.51	18.42	20.32	22.23
78	3.36	5.38	7.40	9.42	11.43	13.45	15.47	17.49	19.50	21.52	23.54
84	3.74	5.98	8.22	10.46	12.70	14.94	17.19	19.43	21.67	23.91	26.15
90	3.92	6.28	8.63	10.98	13.34	15.69	18.05	20.40	22.75	25.11	27.46
96	4.30	6.87	9.45	12.03	14.61	17.19	19.76	22.34	24.92	27.50	30.08