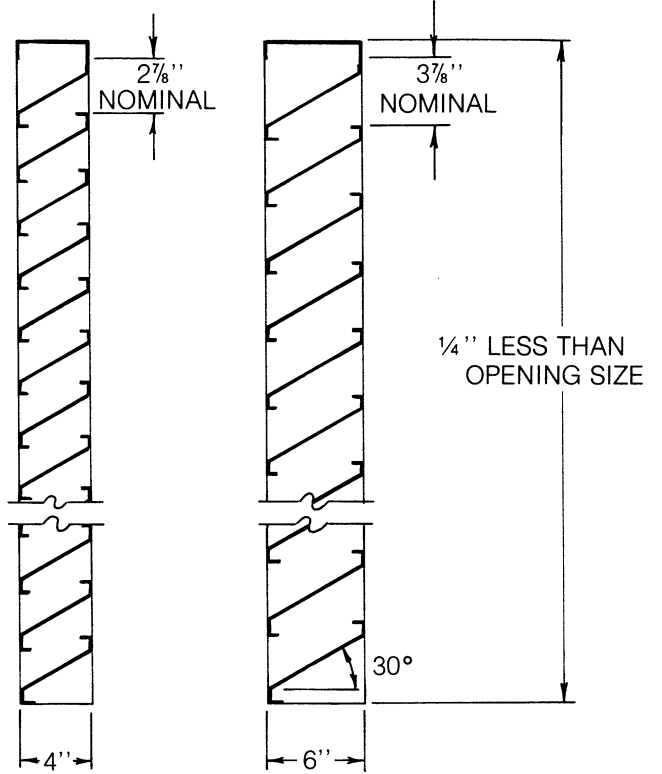
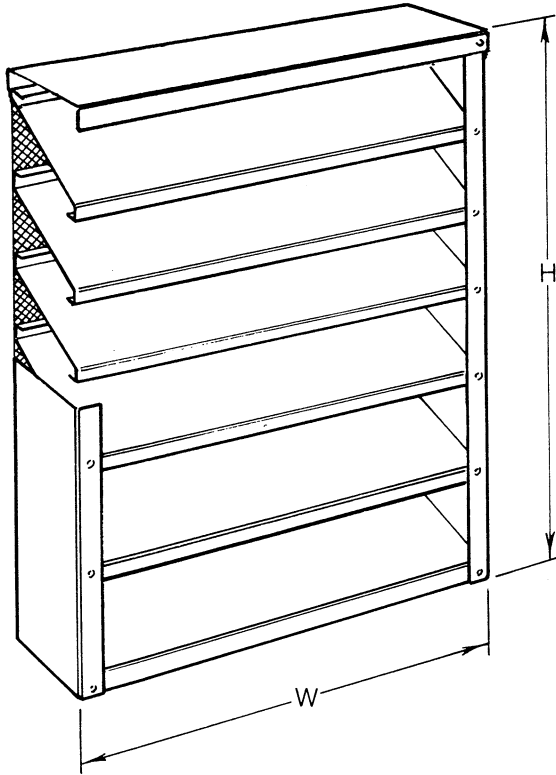


Model F-430-S Formed Metal Louver Model F-630-S Formed Metal Louver Stationary Blade



Model F-430-S Model F-630-S

SPECIFICATIONS:

- Frame and Blades: 18ga. Mill finish galvanized steel
- Blades: 30° Straight
- Screen: 1/2" 19ga. galvanized birdscreen standard
- Optional: Removable birdscreen
- Removable insect screen
- 1 1/2" flange flame
- Sill Extension

Minimum Size: **Model F-430-S** 10" high
 Minimum Size: **Model F-630-S** 14" high
 Maximum Size: Single Section: 72" wide x 96" high
 Exposed mullion over 72" wide standard

Louvers Fabricated 1/4" under listed size unless specified "exact" or "actual"

JOB _____

LOCATION _____ JOB NO. _____

ENGINEER _____ REPRESENTATIVE _____

CONTRACTOR _____ DATE _____



A Division of Leader Industries, Inc.

P.O. Box 40913
 Nashville, TN 37204
 www.leaderindustries.com

APPROVAL _____



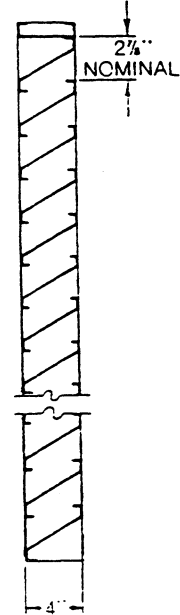
Model F-430-S Formed Metal Louver Stationary Blade

WIDTH

FREE AREA

HEIGHT

	12	18	24	30	36	42	48	54	60	66	72
12	.352	.563	.773	.984	1.20	1.41	1.62	1.83	2.04	2.25	2.46
18	.586	.938	1.29	1.64	1.99	2.34	2.70	3.05	3.40	3.75	4.10
24	.820	1.31	1.80	2.30	2.79	3.28	3.77	4.27	4.76	5.25	5.74
30	1.05	1.69	2.32	2.95	3.59	4.22	4.85	5.48	6.12	6.75	7.38
36	1.29	2.06	2.84	3.61	4.38	5.16	5.93	6.70	7.48	8.25	9.02
42	1.52	2.44	3.35	4.27	5.18	6.09	7.01	7.92	8.84	9.75	10.67
48	1.79	2.86	3.93	5.01	6.08	7.15	8.23	9.30	10.37	11.44	12.52
54	2.04	3.27	4.50	5.72	6.95	8.18	9.40	10.63	11.86	13.08	14.31
60	2.29	3.67	5.04	6.42	7.79	9.17	10.54	11.92	13.29	14.67	16.04
66	2.55	4.08	5.61	7.13	8.66	10.19	11.72	13.25	14.78	16.31	17.84
72	2.80	4.47	6.15	7.83	9.50	11.18	12.86	14.53	16.21	17.89	19.57
78	3.05	4.88	6.71	8.54	10.37	12.21	14.04	15.87	17.70	19.53	21.36
84	3.23	5.17	7.10	9.04	10.98	12.92	14.85	16.79	18.73	20.67	22.60
90	3.52	5.63	7.74	9.84	11.95	14.06	16.17	18.28	20.39	22.50	24.61
96	3.75	6.00	8.25	10.50	12.75	15.00	17.25	19.50	21.75	24.00	26.25



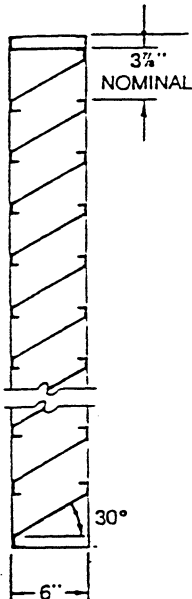
Stationary Blade

Model F-630-S Formed Metal Louver Stationary Blade

WIDTH

FREE AREA

HEIGHT



Stationary Blade

	12	18	24	30	36	42	48	54	60	66	72
12	.374	.598	.822	1.05	1.27	1.49	1.72	1.94	2.17	2.39	3.62
18	.595	.952	1.31	1.67	2.02	2.38	2.74	3.09	3.45	3.81	4.17
24	.934	1.49	2.05	2.62	3.18	3.74	4.30	4.86	5.42	5.98	6.54
30	1.12	1.79	2.47	3.14	3.81	4.48	5.18	5.83	6.50	7.17	7.85
36	1.49	2.39	3.29	4.18	5.08	5.98	6.87	7.77	8.67	9.56	10.46
42	1.68	2.69	3.70	4.71	5.72	6.73	7.73	8.74	9.75	10.76	11.77
48	2.05	3.29	4.52	5.75	6.99	8.22	9.45	10.69	11.92	13.15	14.38
54	2.24	3.59	4.93	6.28	7.62	8.97	10.31	11.66	13.00	14.35	15.69
60	2.62	4.18	5.75	7.32	8.89	10.46	12.03	13.60	15.17	16.74	18.31
66	2.80	4.48	6.16	7.85	9.53	11.21	12.89	14.57	16.25	17.93	19.61
72	3.18	5.08	6.99	8.89	10.30	12.70	14.61	16.51	18.42	20.32	22.23
78	3.36	5.38	7.40	9.42	11.43	13.45	15.47	17.49	19.50	21.52	23.54
84	3.74	5.98	8.22	10.46	12.70	14.94	17.19	19.43	21.67	23.91	26.15
90	3.92	6.28	8.63	10.98	13.34	15.69	18.05	20.40	22.75	25.11	27.46
96	4.30	6.87	9.45	12.03	14.61	17.19	19.76	22.34	24.92	27.50	30.08