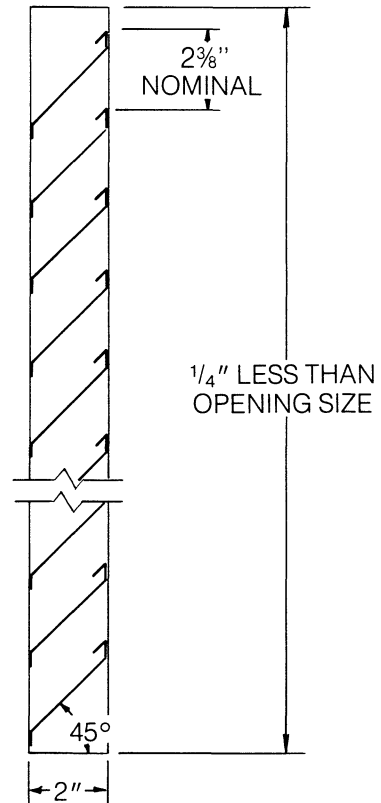
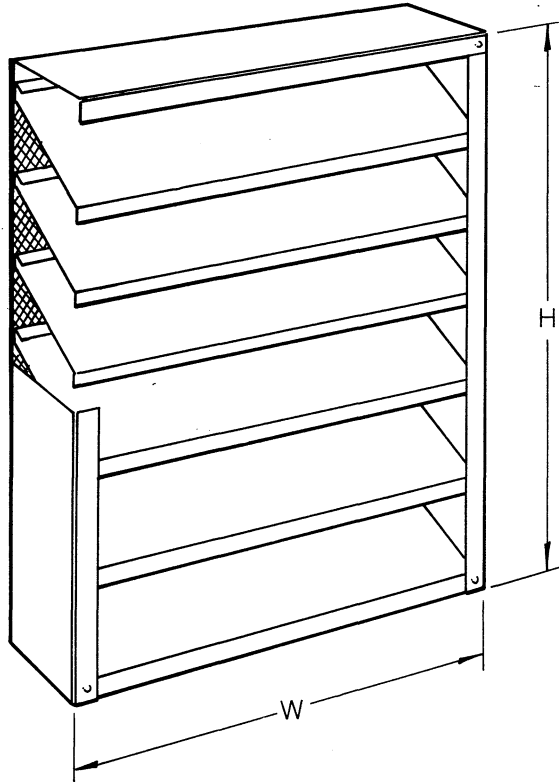


Model F-245-S Formed Metal Louver Stationary Blade



SPECIFICATIONS:

Frame and Blades: 18ga. Mill finish galvanized steel

Blades: 45° Straight

Screen: 1/2" 19ga. galvanized birdscreen standard

Optional: Removable birdscreen

Removable insect screen

1 1/2" flange flame

Sill Extension

Minimum Size: **Model F-245-S** 6" high

Maximum Size: Single Section: 60" wide x 96" high

Exposed mullion over 60" wide standard

MODEL F-245-S

Louvers fabricated 1/4"
under listed size unless
specified "exact" or "actual"

JOB _____

LOCATION _____ JOB NO. _____

ENGINEER _____ REPRESENTATIVE _____

CONTRACTOR _____ DATE _____

LEADER

A Division of Leader Industries, Inc.

P.O. Box 40913
Nashville, TN 37204
www.leaderindustries.com

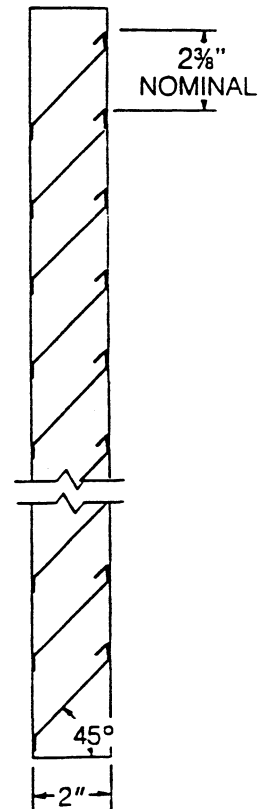
APPROVAL _____



Model F-245-S Formed Metal Louver Stationary Blade

FREE AREA PERFORMANCE DATA

		WIDTH									
		6	12	18	24	30	36	42	48	54	60
HEIGHT	6	.041	.093	.145	.197	.250	.302	.354	.406	.458	.510
	12	.152	.345	.538	.731	.923	1.12	1.31	1.50	1.69	1.89
	18	.247	.560	.872	1.18	1.50	1.81	2.12	2.43	2.75	3.06
	24	.367	.831	1.29	1.76	2.22	2.68	3.15	3.61	4.08	4.54
	30	.454	1.03	1.60	2.17	2.75	3.32	3.89	4.46	5.04	5.61
	36	.565	1.28	1.99	2.71	3.42	4.13	4.85	5.56	6.27	6.99
	42	.660	1.49	2.33	3.16	3.99	4.83	5.66	6.49	7.33	8.16
	48	.779	1.76	2.75	3.73	4.72	5.70	6.69	7.67	8.65	9.64
	54	.866	1.96	3.05	4.15	5.24	6.33	7.43	8.52	9.62	10.71
	60	.994	2.25	3.50	4.76	6.01	7.27	8.52	9.78	11.04	12.29
	66	1.07	2.43	3.78	5.13	6.49	7.84	9.20	10.55	11.91	13.26
	72	1.20	2.72	4.25	5.77	7.29	8.81	10.33	11.85	13.37	14.89
	78	1.28	2.89	4.51	6.12	7.74	9.35	10.97	12.58	14.19	15.81
	84	1.40	3.17	4.94	6.71	8.49	10.26	12.03	13.80	15.57	17.34
96	1.61	3.64	5.67	7.70	9.73	11.76	13.80	15.83	17.86	19.89	



MODEL F-245-S

SPECIFICATIONS:

Frame and Blades: 18ga. Mill finish galvanized steel

Blades: 45° Straight

Screen: 1/2" 19ga. galvanized birdscreen standard

Optional: Removable birdscreen

Removable insect screen

1 1/2" flange frame

Sill Extension

Minimum Size: Model F-245-S 6" high

Maximum Size: Single Section 60" wide x 96" high

LEADER

A Division of Leader Industries, Inc.

P.O. Box 40913
Nashville, TN 37204
www.leaderindustries.com

APPROVAL