

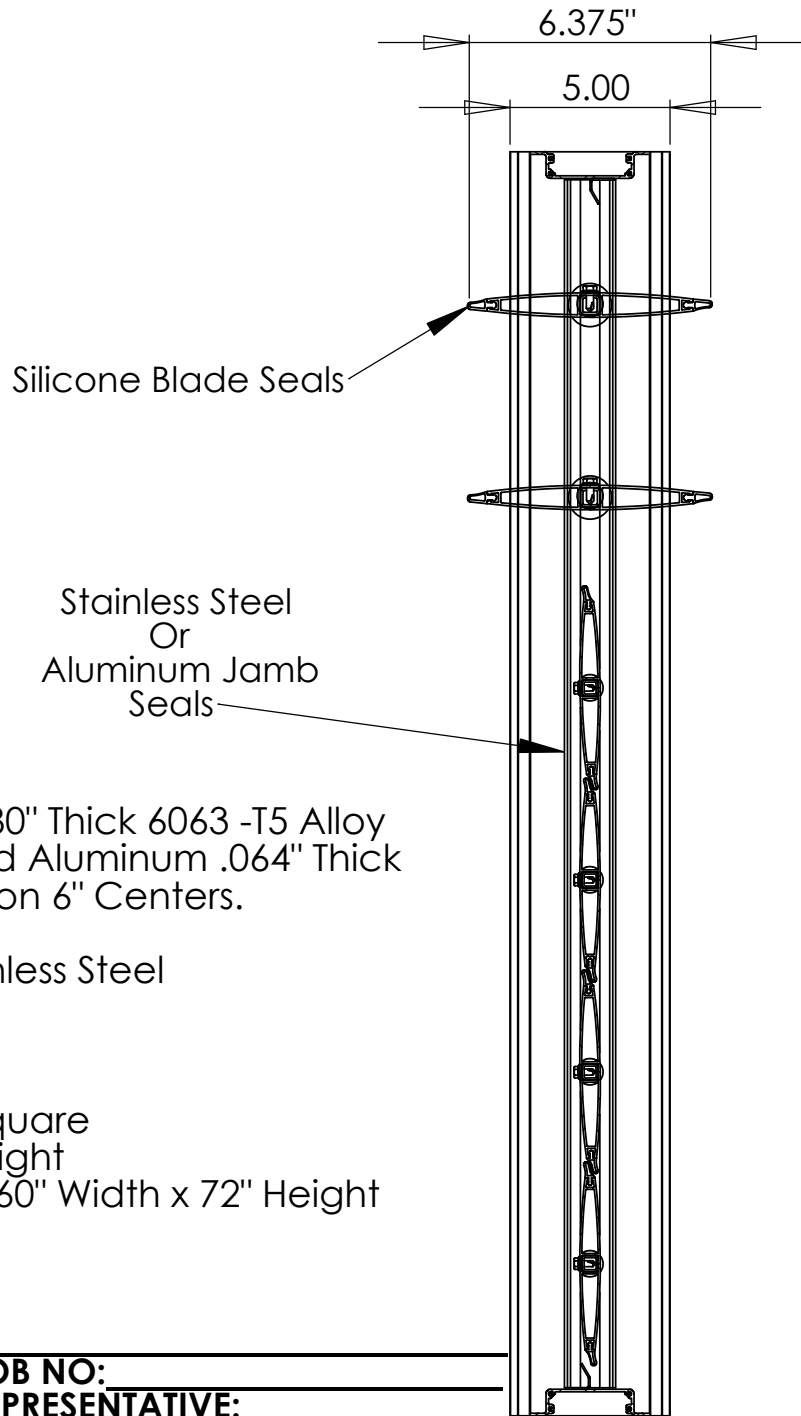
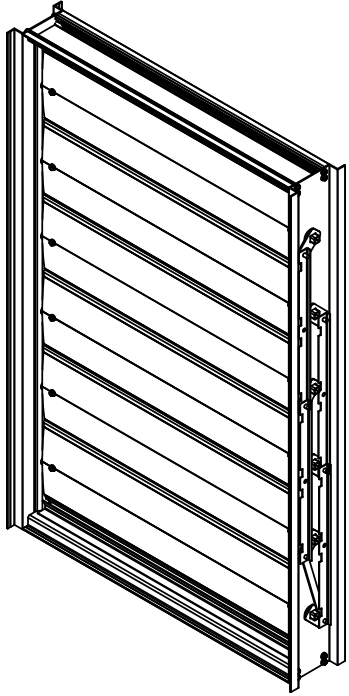
MODEL: EAD

Extruded Airfoil Damper

EAD - 2 Parallel Blade Style

EAD - 3 Opposed Blade Style

Miami/Dade approved for use in conjunction with Miami/Dade approved Louver Systems. Tested to TAS 202-94 Uniform Static Air Pressure Test Requirements and Protocols.



Standard Specifications

- Frame: Extruded Aluminum .080" Thick 6063 -T5 Alloy
- Blades: Airfoil Shaped Extruded Aluminum .064" Thick 6063-T5 Alloy Spaced on 6" Centers.
- Linkage: Concealed in Jamb
- Jamb Seals: Aluminum or Stainless Steel
- Blade Seals: Silicone
- Bearings: 1/2" I.D. Nylon
- Axels: 1/2" Plated Square
- Control Shaft: 3" Long x 1/2" Square
- Minimum Size: 8" Width x 8" Height
- Maximum Size: Single Section 60" Width x 72" Height

JOB: _____

LOCATION: _____ JOB NO: _____

ENGINEER: _____ REPRESENTATIVE: _____

CONTRACTOR: _____ DATE: _____

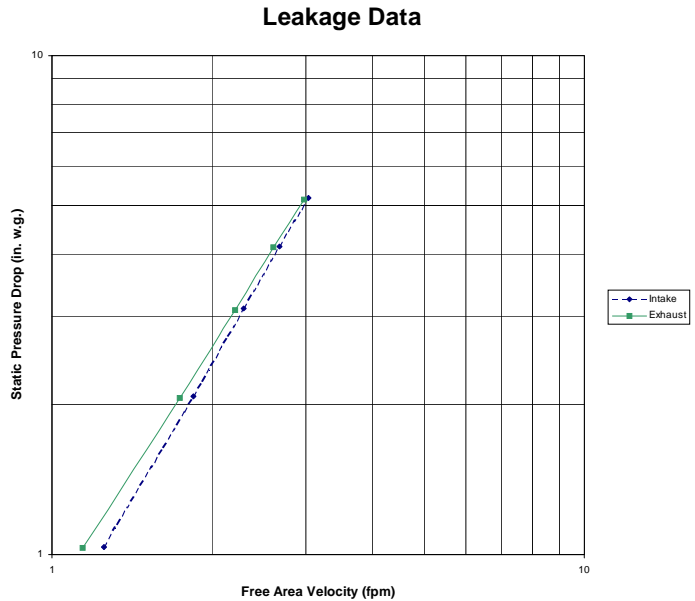


P.O. Box 40913
Nashville, TN 37204
www.leaderindustries.com
A Division of Leader Industries, Inc.

EAD Performance Data

Leakage Performance

The Damper Leakage Test was performed with the blades fully closed and aluminum jamb seals. The EAD is also available with stainless steel jamb seals. The leakage testing was conducted in accordance with AMCA Standard 500-D and is expressed as fpm of damper face area. The performance shown is done at standard air density, 0.075lbs./ft.



Intake is tested with the screw heads downstream and the exhaust is tested with the screw heads upstream.

Pressure Drop Performance

The pressure drop testing was conducted in accordance with AMCA Standard 500-D using a 36" x 36" damper only. The performance shown is done at standard air density, 0.075lbs./ft. The pressure drop data applies to the intake side of the test unit.



LEADER
Dampers & Louvers

P.O. Box 40913
Nashville, TN 37204
www.leaderindustries.com
A Division of Leader Industries, Inc.