

Fire and smoke spring return actuators FSNF120 (-S), FSNF24 (-S)



Fire and smoke actuator, 70 in-lb, spring return, 350°F for limited time, 15 sec. cycle time



Application:

The type FSNF spring-return actuator is intended for the operation of smoke and combination fire and smoke dampers in ventilation and air-conditioning systems. The actuator will meet requirements of UL555 and UL555S when tested as an assembly with the damper and will meet requirements of UBC for 15 second opening and closing at 350°F.

Square footage of damper operated will depend on make and model and the temperature required.

Operation

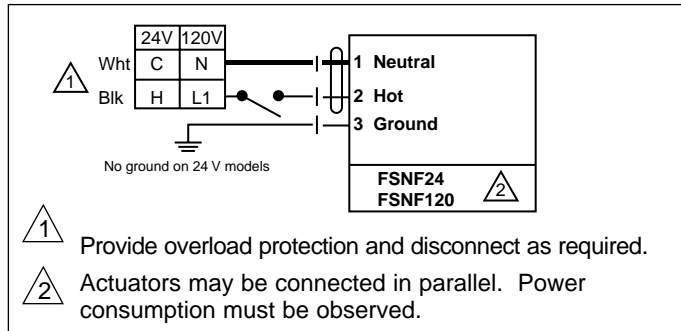
Mounting of the actuator to the damper axle shaft (smoke) or jackshaft (combination) is via a cold-weld clamp. Teeth in the clamp and V-bolt dig into the metal of both solid and hollow shafts maintaining a perfect connection. The specially designed clamp will not crush hollow shafts. The bottom end of the actuator is held by an anti-rotation strap or by a stud provided by the damper manufacturer.

The actuator is mounted in its fail safe position with the damper blade(s) closed. Upon applying power, the actuator drives the damper to the open position. The internal spring is tensioned at the same time. If the power supply is interrupted, the spring moves the damper back to its fail-safe position.

Accessories

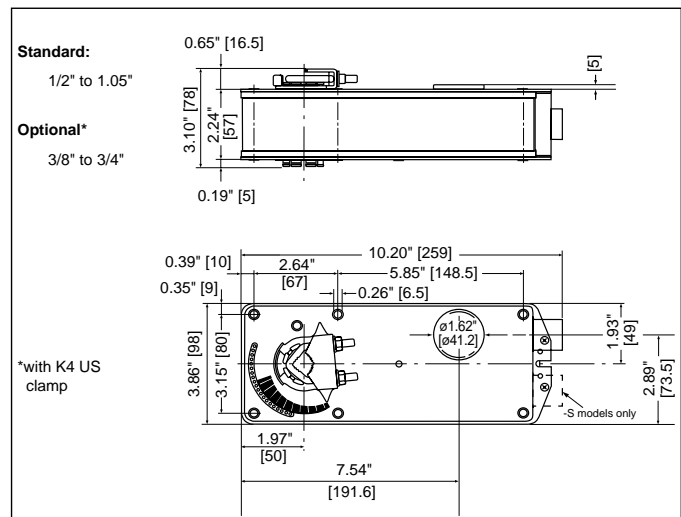
All AF/NF linkages may be applied.

Wiring



Technical Data	FSNF120(-S)	FSNF24(-S)
Power supply	120 VAC ± 10% 50/60 Hz	24 VAC ± 20% 50/60 Hz
Power consumption 120 VAC	running: 18 W, .23A holding: 6 W, .09A	
Transformer sizing 24 VAC	27 VA Class 2 power supply	
Electrical connection	3 ft, 18 ga, 3 color coded leads (120V) 3 ft, 18 ga, 2 color coded leads (24V) 3 ft, 18 ga, appliance cable	
Overload protection	Electronic throughout 0 to 95° rotation Auto-restart after temporary overload	
Electrical protection	Grounded enclosure 120 V Double insulated aux switches	
Angle of rotation	95°	
Torque	70 in-lb [7.9 Nm] minimum from 32°F to 350°F	
Direction of rotation	spring return can be selected by CCW/CW mounting	
Position indication	visual indicator, 0° to 95°	
Running time	between 32°F and 350°F motor: < 15 sec at rated voltage and torque spring: < 15 sec	
Auxiliary switches (FSNF24-S/120-S)	2 x SPDT 7A (2.5A inductive)@ 125/250VAC, UL listed, 5° and 85°	
Humidity	5 to 95% RH noncondensing	
Ambient temperature	32°F to +122°F [0°C to +50°C]	
Storage temperature	-40°F to +176°F [-40°C to +80°C]	
Housing	NEMA type 1	
Housing material	zinc coated steel	
Agency listings	UL listed to UL873 and CAN/CSA C22.2 No. 24	
Servicing	maintenance free	
Quality standard	ISO 9001	
Weight	6 lbs (2.75 kg.)	

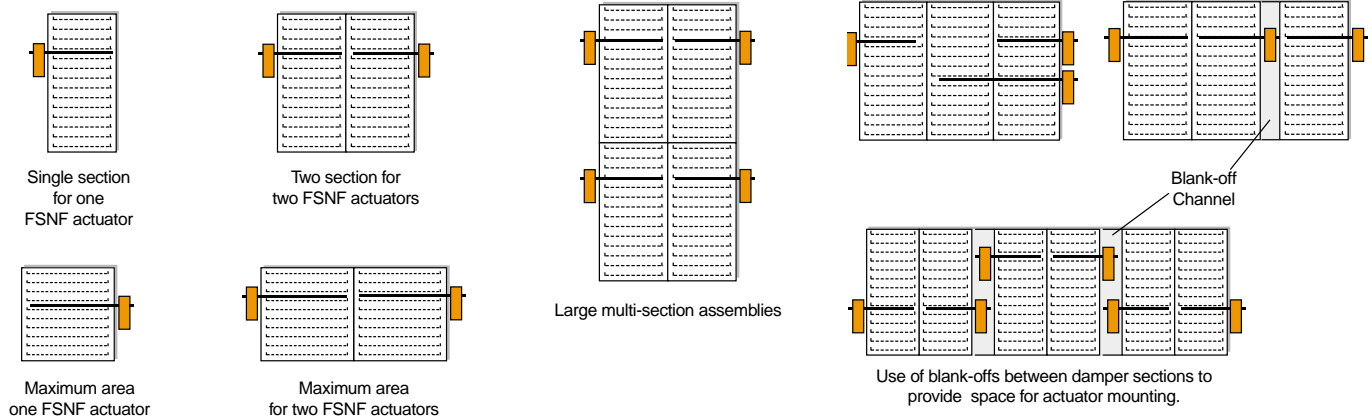
Dimensions (All ratings in brackets are metric.)



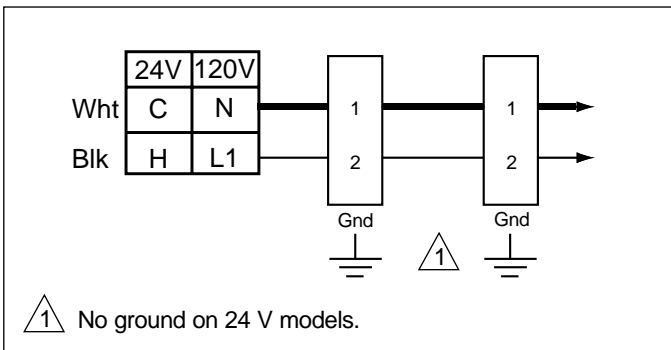
Multi-section damper assemblies – typical applications

The typical fire and smoke damper requires from 5-15 in-lb of torque per square foot at 250°F - 350°F under dynamic load (2400 fpm velocity). The FSNF will operate multi-section

dampers using multiple actuators for multiple sections. Some of the methods used are shown below.



Parallel actuator wiring



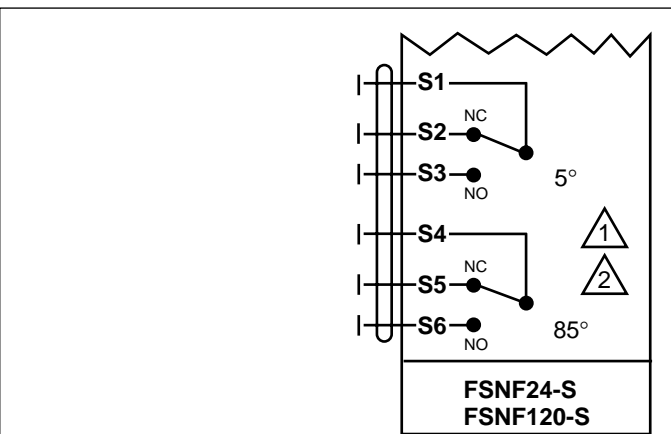
Typical specification

Smoke Control and Combination Fire and Smoke Control Actuator FSNF

All smoke and combination fire and smoke dampers shall be provided with Belimo FSNF US actuators. No substitutions allowed.

Damper and actuator shall have UL555S Listing for 350°F (250°F) and shall drive open in 15 seconds and spring closed in 15 seconds at elevated temperature.

Auxiliary switch wiring for FSNF24-S, FSNF120-S



1 For end position indication, interlock control, fan startup, etc., FSNF24-S and FSNF120-S incorporate two built-in auxiliary switches: 2 x SPDT, 7A (2.5A inductive) @ 125/250 VAC, UL listed, 5° and 85°. Switch rating is for 250°F 1/2 hour only.

2 Meets UL and CSA requirements without the need of an electrical ground connection.

Replacement applications

When actuators fail on existing dampers, the local authority having jurisdiction sets the code requirements for replacement actuators. The local inspector or fire marshal should be consulted. In some jurisdictions, a product meeting current codes may be required.

The FSNF will meet or exceed requirements.

Caution must be used when replacing failed motors with new Belimo actuators. Many old motors did not have internal springs and depended on external springs on the side of the damper or wrapped around the damper shaft to close the damper.

In some cases, the damper must be replaced because the damper would have to undergo major modifications to replace an actuator.

In all cases, replacing the actuator voids the UL555 listing of the damper and actuator.