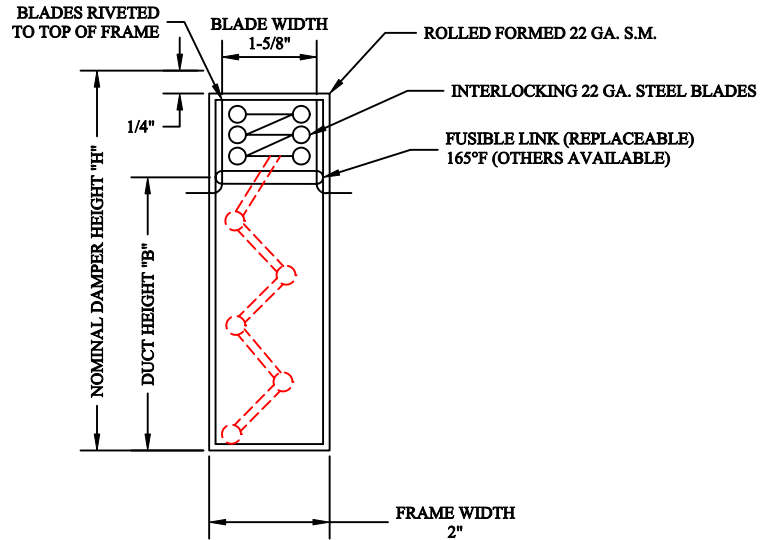
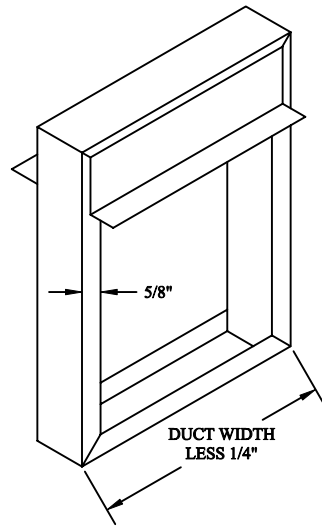


Model U-115 Fire Damper for Static Systems

Vertical Mount (Horizontal Air Flow) - Type B

2" Deep Thinline



Model: U-115

1. Frame is rollformed 22 ga. galvanized steel.
2. Blades are rollformed 22 ga. galvanized steel.
3. Frame: 2" depth
4. Wall or partition opening should exceed nominal sleeve dimension by 1/8" for each linear foot of width and height.
5. Fusible Link: 165°F standard, other UL listed links optional.
6. Maximum Size: 48"w x 42"h
7. Minimum Size: 4"w x 4"h


Options:

1. Sleeve lengths: 12" to 30" and gauge: 22 to 10.
2. Retaining angles: 16 ga, 14 ga, 10 ga, or WAA.

Notes:

For proper operation all dampers must be installed square and free from racking. Unit furnished approximately duct size. Opening must be 1/4" - 1/2" larger than the duct size.

This unit is UL Listed for 1-1/2 hour fire walls. The damper meets or exceeds the requirements of NFPA 90A and complies with UL standard 555. A static system is one in the fan/system shuts down during a fire alarm.



115-B	
DUCT HEIGHT "B"	NOMINAL DAMPER HEIGHT "H"
4-7	B + 2
8-11	B + 2.5
12-15	B + 3
16-19	B + 3.5
20-23	B + 4
24-27	B + 4.5
28-31	B + 5
32-35	B + 5.5
36-39	B + 6
40-41.5	B + 6.5

California State Fire
Marshal Listed



3225-273:100

JOB: _____
 LOCATION: _____ JOB NO.: _____
 ENGINEER: _____ REPRESENTATIVE: _____
 CONTRACTOR: _____ DATE: _____



Approval: _____