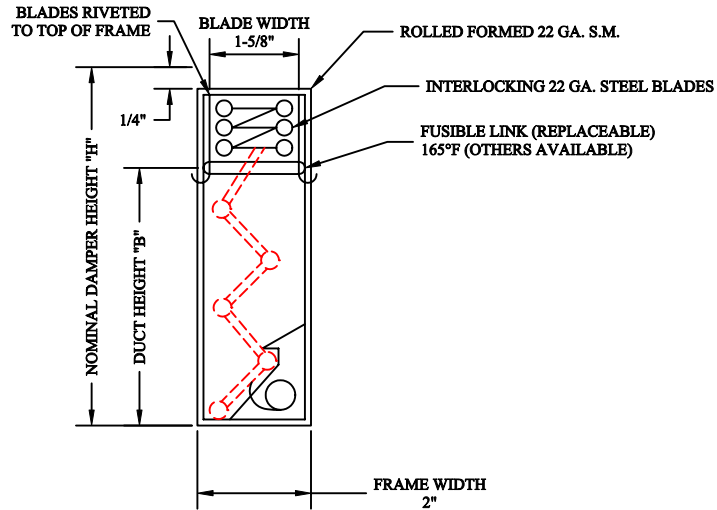
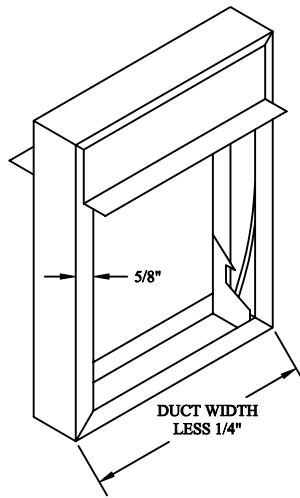


# Model D Series 115 Dynamic Fire Damper

Vertical Mount (Horizontal Air Flow) - Type B

2" Deep Thinline

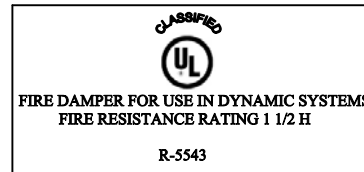


**Model: D-115**

1. Frame is rollformed 22 ga. galvanized steel.
2. Blades are rollformed 22 ga. galvanized steel.
3. Frame: 2" depth
4. Wall or partition opening should exceed nominal sleeve dimension by 1/8" for each linear foot of width and height.
5. Fusible Link: 165°F standard, other UL listed links optional.
6. Operated by 2 Stainless Steel constant tension springs.
7. Maximum Size: 36"w x 31"h
8. Minimum Size: 4"w x 4"h

**Options:**

1. Sleeve lengths: 12" to 30" and gauge: 22 to 10.
2. Retaining angles: 16 ga, 14 ga, 10 ga, or WAA.



**Notes:**

For proper operation all dampers must be installed square and free from racking. Unit furnished approximately duct size. Opening must be 1/4" - 1/2" larger than the duct size.

Units are approved for dynamic systems.

This unit is UL Listed for 1-1/2 hour fire walls.

The damper meets or exceeds the requirements of NFPA 90A and complies with UL standards 555 and 555S.

A dynamic system is one in which the fan/system does not shut down during a fire alarm for smoke removal.

California State Fire  
Marshal Listed



3225-273:100

115-B

DUCT HEIGHT "B"	NOMINAL DAMPER HEIGHT "H"
4-7	B + 2
8-11	B + 2.5
12-15	B + 3
16-19	B + 3.5
20-23	B + 4
24-27	B + 4.5
28-31	B + 5

JOB: \_\_\_\_\_  
 LOCATION: \_\_\_\_\_ JOB NO.: \_\_\_\_\_  
 ENGINEER: \_\_\_\_\_ REPRESENTATIVE: \_\_\_\_\_  
 CONTRACTOR: \_\_\_\_\_ DATE: \_\_\_\_\_

P.O. Box 40913 Nashville, TN 37204 www.leaderindustries.com A Division of Leader Industries, Inc.	Approval: _____
--	-----------------